

HOW TO ACCESS YOUR ID CARD



NEED ANOTHER COPY OF YOUR SURENCY VISION ID CARD?

It sure is easy.


There are two ways to access your ID Card:



MOBILE APP

You can access your ID Card on the Surency Vision mobile app from wherever you are!

Search for **Surency Vision** in the Apple App Store or Google Play to download. When logging in, use the same username and password you would at **Surency.com**. If you haven't created an account yet, click **Register**.



You can also email your ID Card to yourself or your doctor, search for in-network doctors near you, view your benefits, eligibility and claims, as well as access **Glasses.com** and **ContactsDirect.com**.





MEMBER ACCOUNT

Log in to your Surency Vision Member Account at **Surency.com**.

If you've already created an account, enter your username and password and click **Sign In**. Otherwise, click on **New User? Register here**. Enter your details to create an account.

Once logged in, click **Print ID Card**. On the next page, simply click on **Print** and you can print your ID Card for your appointment.



866-818-8805 • Surency.com